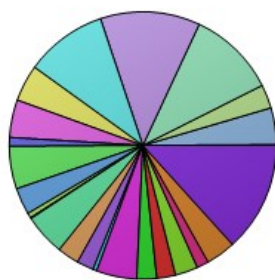


Summary Report

All

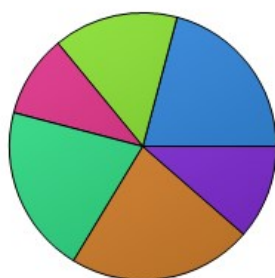
September 11, 2017 1:56 PM

1. Select your campus from the list



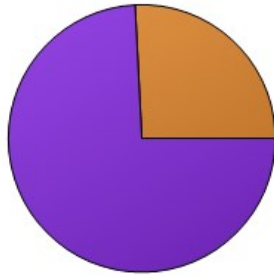
	Count	Percentage
Choose school here:	111	13.28%
Adkins	30	3.59%
Blanton	0	0%
Borman	12	1.44%
Cross Oaks	23	2.75%
Evers	0	0%
Ginnings	19	2.27%
Hawk	20	2.39%
Hodge	0	0%
Houston	41	4.9%
Lee	0	0%
McNair	4	0.48%
Nelson	17	2.03%
Paloma Creek	22	2.63%
Pecan Creek	42	5.02%
Providence	1	0.12%
EP Rayzor	5	0.6%
Newton Rayzor	27	3.23%
Rivera	0	0%
Savannah	43	5.14%
Stephens	9	1.08%
WS Ryan	38	4.55%
Wilson	37	4.43%
Calhoun MS	83	9.93%
Crownover MS	101	12.08%
Harpool MS	0	0%
McMath MS	89	10.65%
Myers MS	0	0%
Navo MS	24	2.87%
Strickland MS	37	4.43%
Denton HS	1	0.12%
Guyer HS	0	0%
Ryan HS	0	0%
Total	836	100%

2. What grade are you in?




	Count	Percentage
Third	95	11.39%
Fourth	186	22.3%
Fifth	170	20.38%
Sixth	83	9.95%
Seventh	126	15.11%
Eighth	174	20.86%
Total	834	100%

3. The work that I do in my EXPO class is as difficult as I expected for a gifted class.



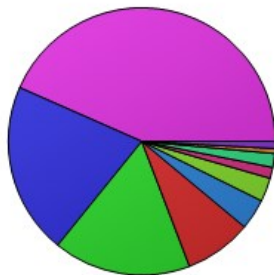
	Count	Percentage
Yes	618	74.19%
No	215	25.81%
Total	833	100%

5. I am encouraged to be creative in my work for my EXPO class.



	Count	Percentage
Yes	799	95.92%
No	34	4.08%
Total	833	100%

6. On a scale from 1 to 10, with 10 being the best, how would you rate EXPO?



	Count	Percentage
1 Really bad!	7	0.84%
2	5	0.6%
3	14	1.68%
4	11	1.32%
5	24	2.88%
6	31	3.72%
7	68	8.15%
8	139	16.67%
9	173	20.74%
10 Great!	362	43.41%
Total	834	100%